



Paratus Energy

Paratus Energy Services

DNB Energy Conference

March 2024

Disclaimer

This document and any information provided in this presentation (the "Presentation") has been prepared by Paratus Energy Services Ltd (the "Company") solely for the purposes of providing existing investors and other stakeholders with an update about certain limited aspects of the Company. Nothing in this Presentation shall be relied upon as a promise or representation in this respect, whether as to the past or the future. The Presentation does not constitute or form part of, and should not be construed as, an offer, solicitation or invitation to subscribe for, underwrite or otherwise acquire, any debt or equity securities of the Company or any of its subsidiaries whether now or in the future, nor should it or any part of it form the basis of, or be relied on in connection with, any present or future contract to purchase or subscribe for any such securities of the Company or any of its subsidiaries, nor shall it or any part of it form the basis of or be relied on in connection with any other contract or commitment whatsoever. Any current or future decision to purchase or subscribe for any securities of the Company now or in the future should be made solely on the basis of information contained in offering materials, if any, that may be published by the Company in connection with such offering or sale in the future and not this Presentation. No reliance may be or should be placed by any person for any purposes whatsoever on the information contained in this Presentation or any other material discussed at the Presentation, or on its completeness, accuracy or fairness. No party has made any kind of independent verification of any of the information provided in this Presentation, including any statements with respect to projections or prospects of the Company or its business or the assumptions on which such statements are based, and no party undertakes any obligation to do so. The contents of this Presentation are not to be construed as legal, business, investment or tax advice and each recipient should consult with its own professional advisors for any such matter or advice.

The Company takes no responsibility for any reproduction or redistribution of this Presentation, in whole or in part, to any other person. This Presentation contains summary information only and does not purport to be comprehensive and is not intended to be (and should not be used as) the sole basis of any analysis or other evaluation. The Company has prepared this presentation based on information available to it, including in some cases information derived from public sources that have not been independently verified. Accordingly, no representation, warranty, or undertaking, express or implied, is made by the Company, its affiliates or representatives as to, and no reliance should be placed on, the fairness, accuracy, completeness or correctness of the information or the opinions contained herein, for any purpose whatsoever. Neither the Company nor any of its affiliates or representatives shall have any responsibility or liability whatsoever (for negligence or otherwise) for any loss whatsoever and howsoever arising from any use of this Presentation or its contents or otherwise arising in connection with this Presentation. All information in this Presentation is subject to updating, revision, verification, correction, completion, amendment and may change materially and without notice. In giving this Presentation, none of the Company, its affiliates or representatives undertake any obligation to provide the recipient with access to any additional information or to update this Presentation or any information or to correct any inaccuracies in any such information. The information contained in this Presentation should be considered in the context of the circumstances prevailing at the time and has not been, and will not be, updated to reflect material developments which may occur after the date of the Presentation. As such, this Presentation speaks only as of the date hereof.

Matters discussed in this document and any materials distributed in connection with this Presentation may constitute or include forward-looking statements. Forward-looking statements are statements that are not historical facts and may be identified by words such as "believes", "expects", "anticipates", "intends", "estimates", "will", "may", "continues", "should" and similar expressions, including assumptions opinions and views of the company and its subsidiaries or cited from third party sources are solely opinions and forecasts which are subject to risks, uncertainties and other factors that may cause actual events to differ materially from any anticipated development. Forward-looking statements may specifically include statements about the Company's and its subsidiaries (together, the "Paratus Group") (including any member of the Paratus Group) plans, strategies, business prospects, changes and trends in its business and the markets in which it operates. These statements are based on management's current plans, expectations, assumptions and beliefs concerning future events impacting the Company and / or the Paratus Group and therefore involve a number of risks, uncertainties and assumptions that could cause actual results to differ materially from those expressed or implied in the forward-looking statements, which speak only as of the date of this Presentation. Important factors that could cause actual results to differ materially from those in the forward-looking statements include, but are not limited to, management's reliance on third party professional advisors and operational partners and providers, the Company's ability (or inability) to control the operations and governance of certain joint ventures and investment vehicles, oil and energy services and solutions market conditions, subsea services market conditions, and offshore drilling market conditions, the cost and timing of capital projects, the performance of operating assets, delay in payment or disputes with customers, the ability to successfully employ operating assets, procure or have access to financing, ability to comply with loan covenants, liquidity and adequacy of cash flow from operations of its subsidiaries and investments, fluctuations in the international price of oil or alternative energy sources, international financial, commodity or currency market conditions, including, in each case, the impact of COVID-19 and related economic conditions, changes in governmental regulations, including in connection with COVID-19, that affect the Paratus Group, increased competition in any of the industries in which the Paratus Group operates, the impact of global economic conditions and global health threats, including in connection with COVID-19, our ability to maintain relationships with suppliers, customers, joint venture partners, professional advisors, operational partners and providers, employees and other third parties and our ability to maintain adequate financing to support our business plans, factors related to the offshore drilling, subsea services, and oil and energy services and solutions markets, the impact of global economic conditions, our liquidity and the adequacy of cash flows for our obligations, including the ability of the Company's subsidiaries and investment vehicles to pay dividends, political and other uncertainties, the concentration of our revenues in certain geographical jurisdictions, limitations on insurance coverage, our ability to attract and retain skilled personnel on commercially reasonable terms, the level of expected capital expenditures, our expected financing of such capital expenditures, and the timing and cost of completion of capital projects, fluctuations in interest rates or exchange rates and currency devaluations relating to foreign or U.S. monetary policy, tax matters, changes in tax laws, treaties and regulations, tax assessments and liabilities for tax issues, legal and regulatory matters, customs and environmental matters, the potential impacts on our business resulting from climate-change or greenhouse gas legislation or regulations, the impact on our business from climate-change related physical changes or changes in weather patterns, and the occurrence of cybersecurity incidents, attacks or other breaches to our information technology systems, including our rig operating systems. Consequently, no forward-looking statement can be guaranteed and no representation is made that any of these forward-looking statements will come to pass or will be achieved and you are cautioned not to place any undue reliance on any forward-looking statement.

Neither the Company nor any member of the Paratus Group undertakes any obligation to update any forward-looking statements to reflect events or circumstances after the date on which such statement is made or to reflect the occurrence of unanticipated events. New factors emerge from time to time, and it is not possible for us to predict all of these factors. Further, we cannot assess the impact of each such factors on our businesses or the extent to which any factor, or combination of factors, may cause actual results to be materially different from those contained in any forward-looking statement.

THIS PRESENTATION DOES NOT CONSTITUTE A PROSPECTUS OR OTHER REGULATORY APPROVED DOCUMENT AND HAS NOT BEEN PREPARED TO COMPLY WITH RELEVANT EU OR OTHER PROSPECTUS RULES OR REGULATORY REQUIREMENTS. THIS PRESENTATION DOES NOT CONSTITUTE AN OFFER TO SELL OR SOLICITATION OF AN OFFER TO BUY ANY SECURITIES IN ANY JURISDICTION.

This Presentation and the information contained herein are not and is not intended to be an offer of securities for sale in the United States and is not published for the purposes of publication or distribution to persons in the United States (within the meaning of Regulation S under the U.S. Securities Act of 1933, as amended (the "Securities Act")). Any securities referred to herein have not been and will not be registered under the Securities Act and may not be offered or sold in the United States except pursuant to an exemption from the registration requirements of the Securities Act. Neither this document nor any copy of it is intended to be nor may be taken or transmitted into the United States, Australia, Canada or Japan or to any securities analyst or other person in any of those jurisdictions.. Any failure to comply with this restriction or misuse of his Presentation may constitute a violation of United States, Canadian, Australian or Japanese Securities laws. This document nor extracts from it is also not for publication, release or distribution in any other jurisdiction where to do so would constitute a violation of the relevant laws of such jurisdiction nor should it be taken or transmitted into such jurisdiction and persons into whose possession this document comes should inform themselves about and observe any such relevant laws. No money, securities or other consideration is being solicited, and, if sent in response to this Presentation or the information contained herein, will not be accepted.

By viewing this Presentation, the recipient accepts and acknowledges and agrees to be bound by the foregoing limitations.

Paratus Group includes Seamex Holdings Ltd. ("SeaMex"), 50% of Seabras Sapura Holding GmbH ("Seabras JV"), and 24% of Archer Limited ("Archer").

3 things to remember







1 Negotiating potential contracts which could see FCF to equity from backlog exceed market cap⁽¹⁾

2 Efficient balance sheet with 2.5x NIBD / EBITDA⁽²⁾ and significant flexibility on dividends

3 Preparing for an IPO in Oslo

Notes: (1) (a) Does not include any potential EBITDA and/or cash flow from Archer; includes amounts for 50% of Seabras JV and 100% of Paratus/SeaMex with illustrative cash flow assumptions as outlined on page 9 (b) For illustrative purposes, includes Seabras contracts currently under negotiation as seen on page 6, (c) Assumes \$2,000/share price at ~308k shares (2) Defined as the sum of (i) Paratus NIBD, which is calculated based on consolidated funded interest-bearing debt, less cash and equivalents (including marketable securities), and (ii) Seabras JV ownership percentage (50%) of Seabras JV NIBD *divided by* the sum of (i) Paratus consolidated EBITDA, and (ii) Seabras JV ownership percentage (50%) of Seabras JV EBITDA. Calculations based on 2Q23 LTM EBITDA for illustrative purposes

Paratus at a glance

 Paratus Energy	Description	LTM EBITDA ⁽¹⁾
50%  Seabras JV 	6 PLSVs	\$285mm
100%  SeaMex 	5 High-Spec Jack-ups	\$98mm
~24% Archer 	Global Oil Services Provider	\$117mm

Sources: Company Documents

Notes: (1) 2Q23 figures for Seabras JV and SeaMex based on Paratus 2Q23 trading update; 2023 figures for Archer from 4Q 23 report trading update

A different oil services company

Paratus

Common traits of oil services companies

Capital Structure

- **2.5x net leverage ratio⁽¹⁾ at 9% coupon**
- Efficient use of shareholder capital

- **Over-levered** legacy structures
- **Under-levered** restructured companies

Capital Return

- **Substantial capacity for distributions**
- **Strong FCF** and cash on hand

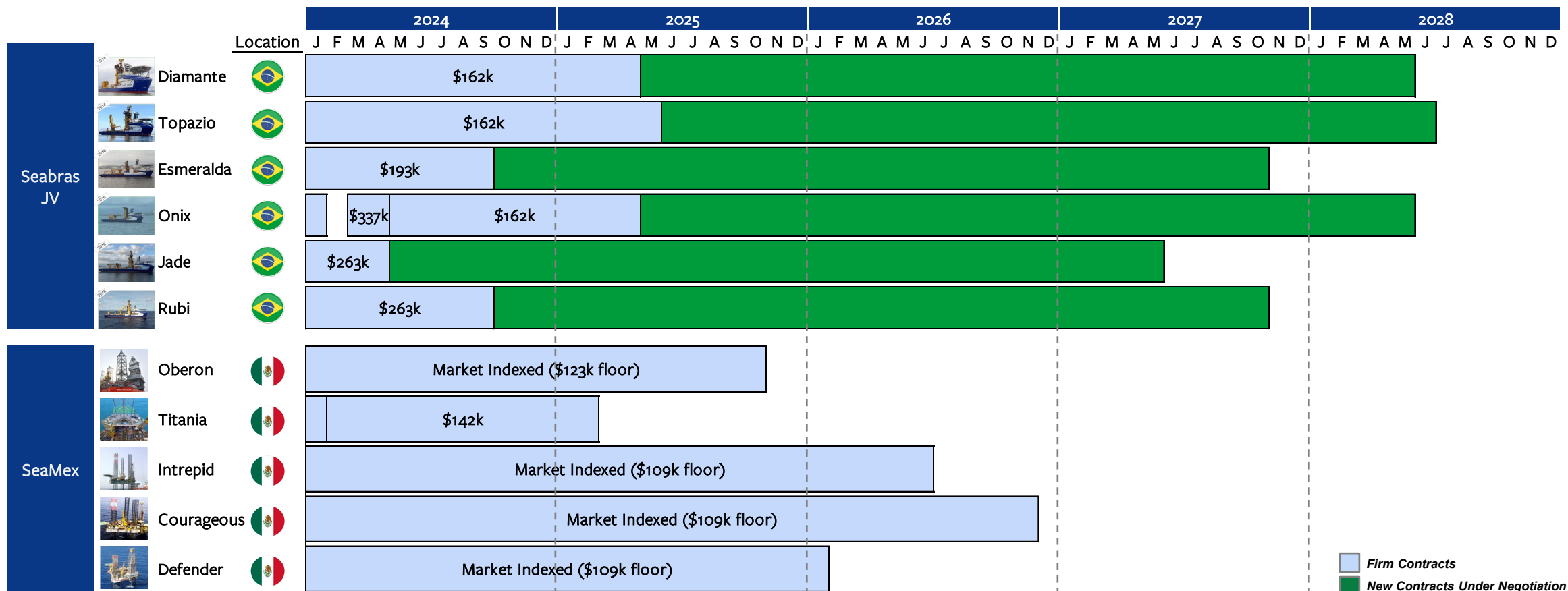
- **Restrictive debt indentures**
- **Lack of significant FCF**

Earnings Visibility

- **High utilization** segments and 100% NOCs
- **Profitable during last downturn**

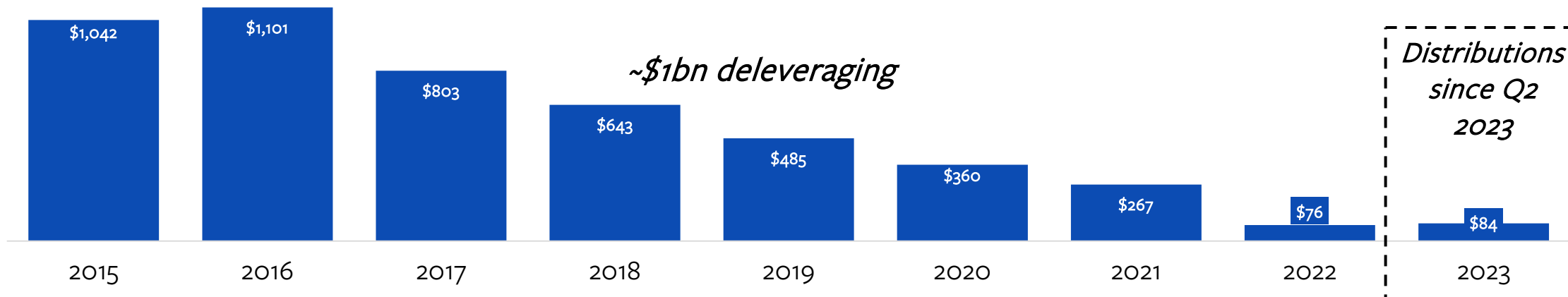
- A range of outlooks
- Majors/IOC exposure with **more volatility**

~\$2bn of potential incremental backlog under negotiation

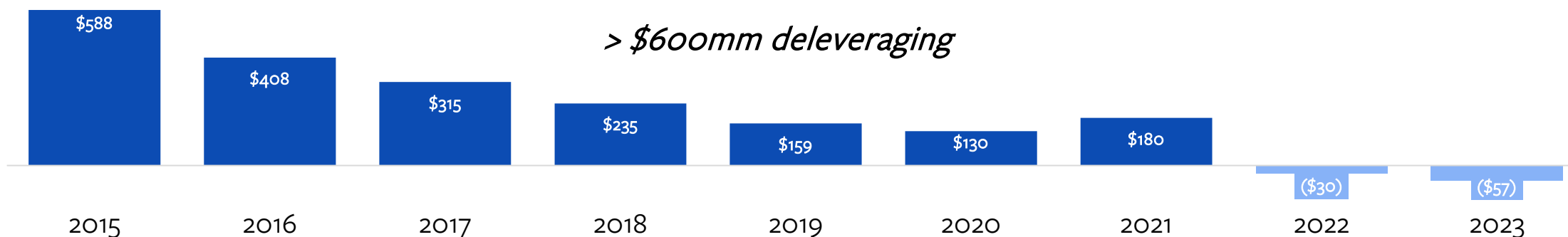


Significant historical deleveraging from resilient cash flows

Seabras net debt⁽¹⁾⁽²⁾



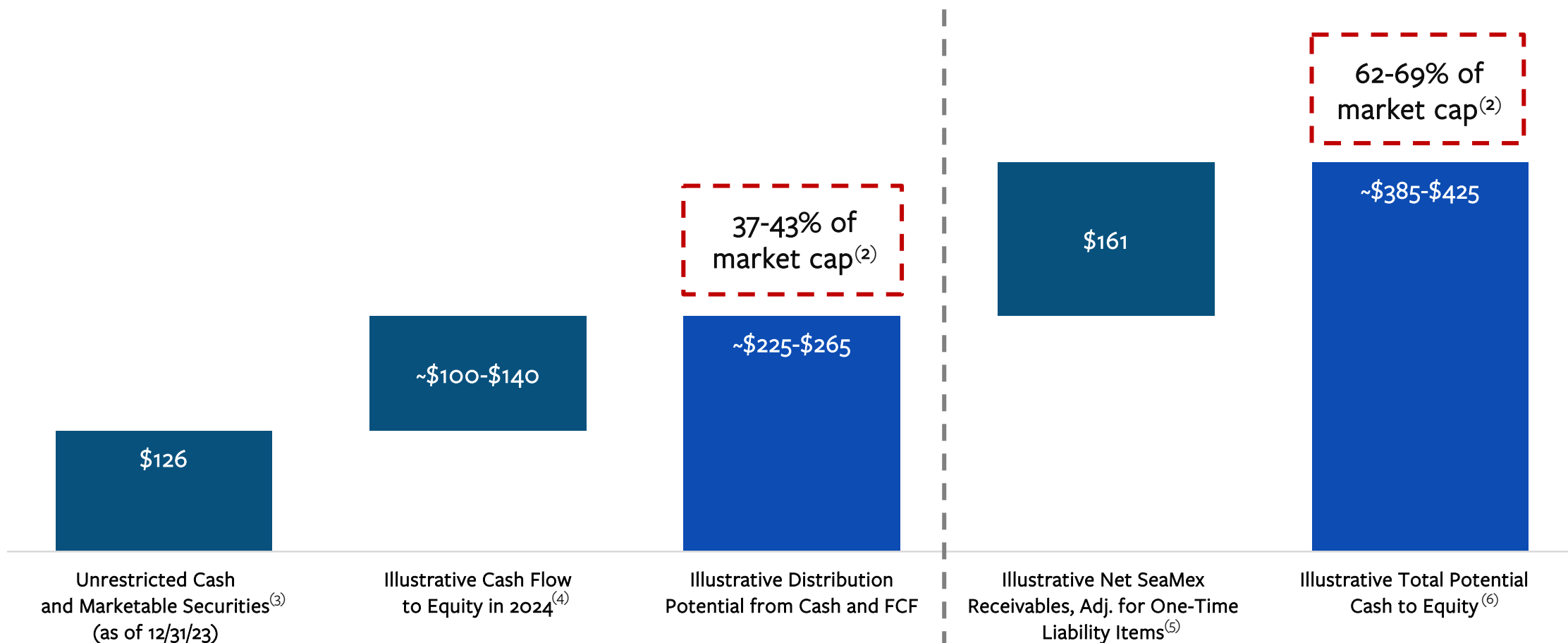
SeaMex net debt⁽²⁾



Notes: (1) Represents 100% of Seabras net debt / (cash); Paratus has 50% ownership (2) Figures reflected do not include any intercompany or shareholder loans

Potential for large distributions in 2024⁽¹⁾

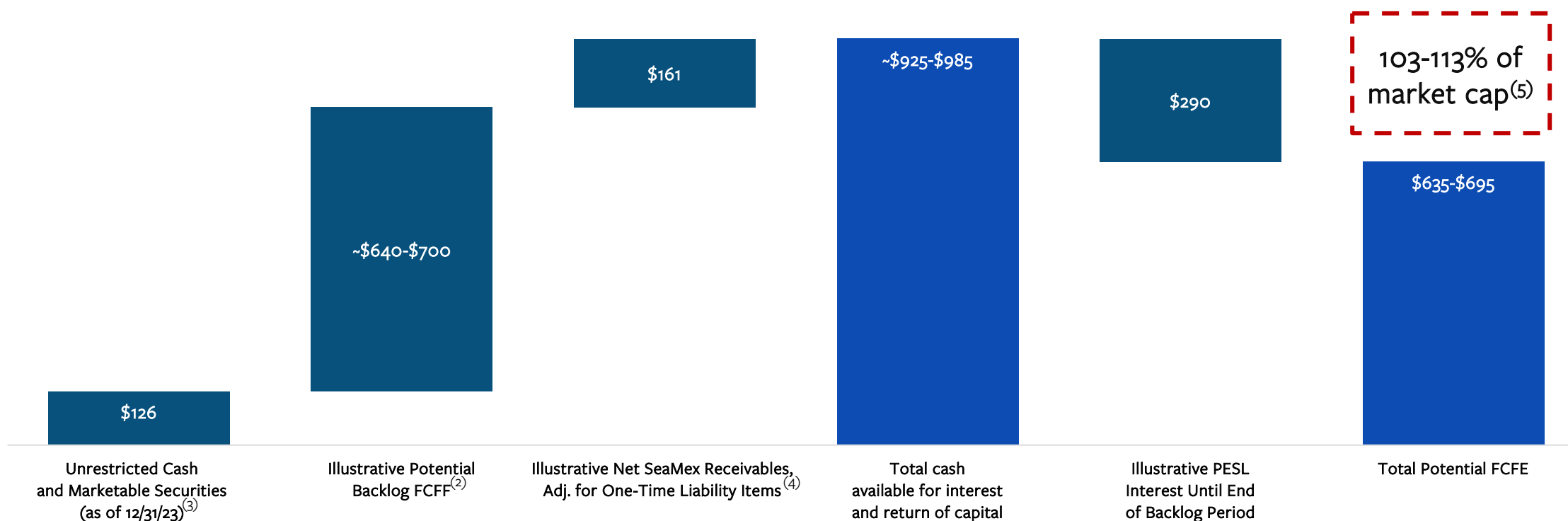
For illustrative purposes; includes Seabras contracts currently under negotiation



Notes: (1) The slide is not intended to reflect profit forecast or guidance, but rather illustrative cash flow scenarios based on a number of assumptions which are uncertain by nature, and should some or all of them not materialize, it may result in material impacts on the figures illustrated herein (2) Assumes \$2,000/share price range and ~308k shares for equity value calculation (3) Equals Paratus cash plus SeaMex unrestricted cash as of 12/31/23; includes ~24% stake in Archer based on market value as of 12/31/23; excludes Seabras JV cash; assumes no minimum cash (4) Includes illustrative distributions from SeaMex and Seabras JV less disbursements attributable to Paratus, including interest on PESL Notes (5) Includes outstanding SeaMex receivables net of one-time liability items at SeaMex and Seabras JV (50%) estimated as of 12/31/24 (6) Illustrative depiction of potential cash available to Paratus equity holders under illustrative operating assumptions and full collection of working capital

Backlog FCFE incl. contracts under negotiation could exceed market cap⁽¹⁾⁽²⁾

For illustrative purposes; includes Seabras contracts currently under negotiation



Notes: (1) The slide is not intended to reflect profit forecast or guidance, but rather illustrative cash flow scenarios based on a number of assumptions which are uncertain by nature, and should some or all of them not materialize, it may result in material impacts on the figures illustrated herein (2) (a) Does not include any potential EBITDA and/or cash flow from Archer; includes amounts for 50% of Seabras JV and 100% of Paratus/SeaMex (b) Assumes Seabras JV is awarded contracts currently under negotiation (as seen on page 6) (c) Assumes \$9mm/year Paratus G&A expenses through final SeaMex firm contract term (d) Assumes \$20mm/year annual capex at the SeaMex level and 50% of \$40mm per year at the Seabras level, pro rata for # of vessels under contract (e) For illustrative purposes, assumes cash taxes equal to 6% of illustrative EBITDA for Seabras JV and 15% of illustrative EBITDA for SeaMex (3) Equals Paratus cash plus SeaMex unrestricted cash as of 12/31/23; includes ~24% stake in Archer based on market value as of 12/31/23; excludes Seabras JV cash; assumes no minimum cash (4) Includes outstanding SeaMex receivables net of one-time liability items at SeaMex and Seabras JV (50%) estimated as of 12/31/24 (5) For illustrative purposes, assumes cash flows are net of interest on PESL notes paid through final Seabras contract in mid 2028 (assumes PESL notes are refinanced on current terms); Assumes \$2,000/share price at ~308k shares


3 things to remember

1 Negotiating potential contracts which could see FCF to equity from backlog exceed market cap⁽¹⁾

2 Efficient balance sheet with 2.5x NIBD / EBITDA⁽²⁾ and significant flexibility on dividends

3 Preparing for an IPO in Oslo

Notes: (1) (a) Does not include any potential EBITDA and/or cash flow from Archer; includes amounts for 50% of Seabras JV and 100% of Paratus/SeaMex with illustrative cash flow assumptions as outlined on page 9 (b) For illustrative purposes, includes Seabras contracts currently under negotiation as seen on page 6, (c) Assumes \$2,000/share price at ~308k shares (2) Defined as the sum of (i) Paratus NIBD, which is calculated based on consolidated funded interest-bearing debt, less cash and equivalents (including marketable securities), and (ii) Seabras JV ownership percentage (50%) of Seabras JV NIBD *divided by* the sum of (i) Paratus consolidated EBITDA, and (ii) Seabras JV ownership percentage (50%) of Seabras JV EBITDA. Calculations based on 2Q23 LTM EBITDA for illustrative purposes



Paratus Energy